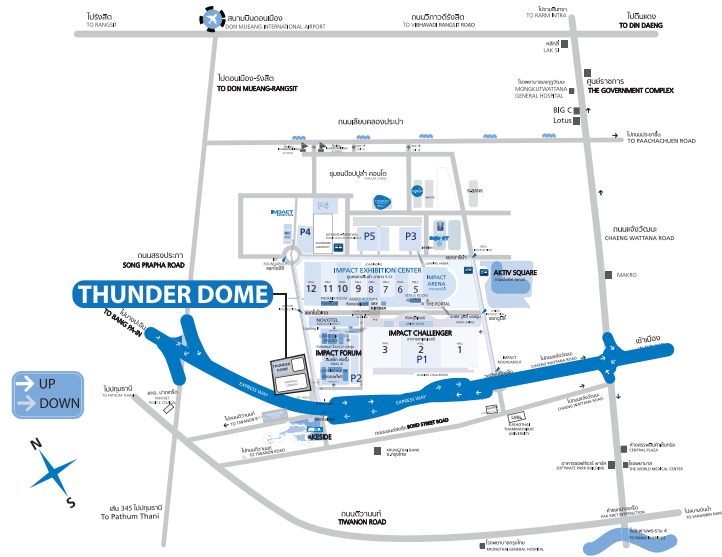


**IMPACT** MUANG THONG THANI **GROWTH REIT**

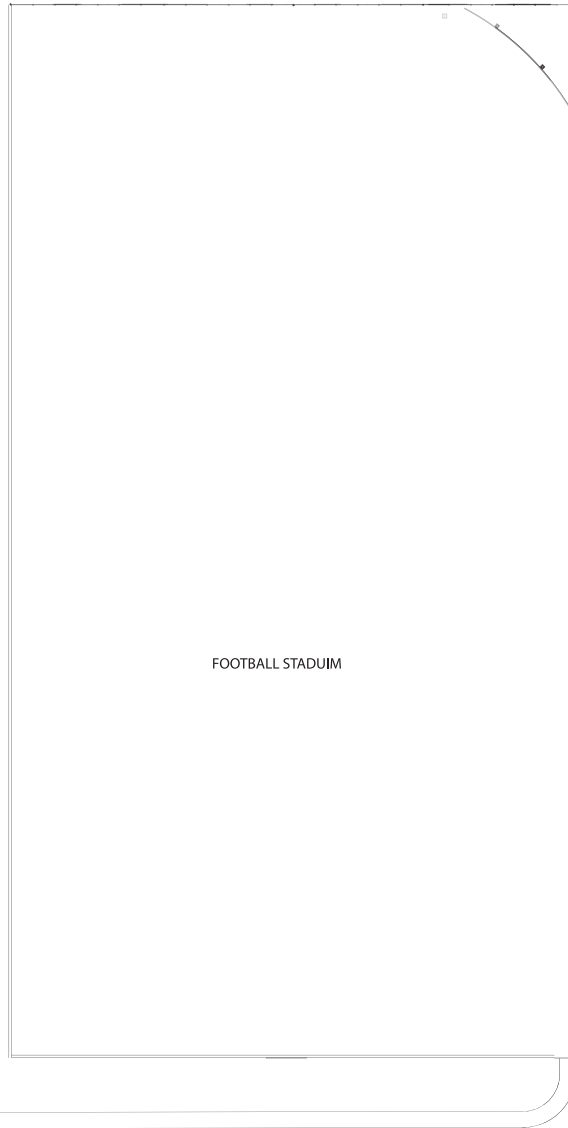


# FACILITY GUIDE

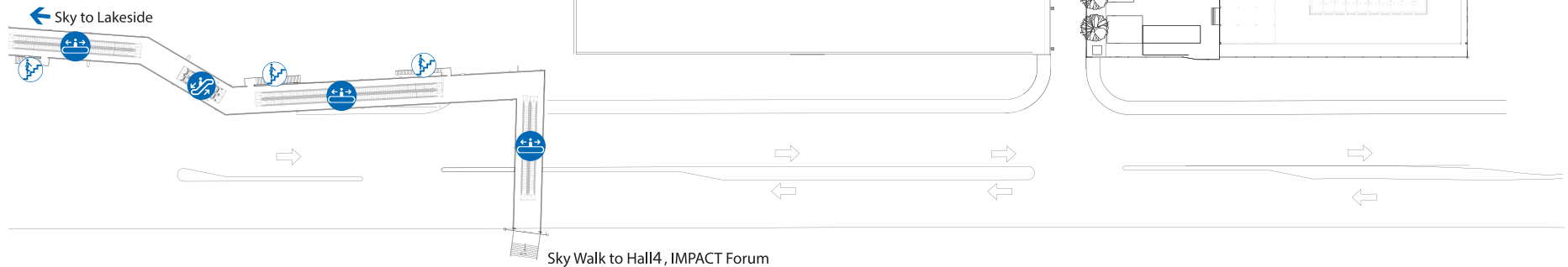
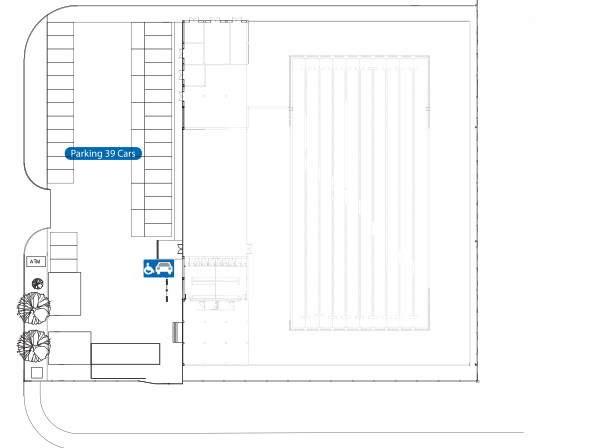
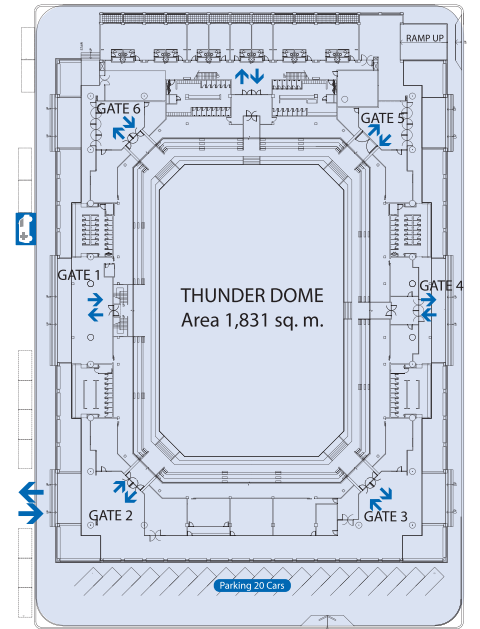
## THUNDERDOME



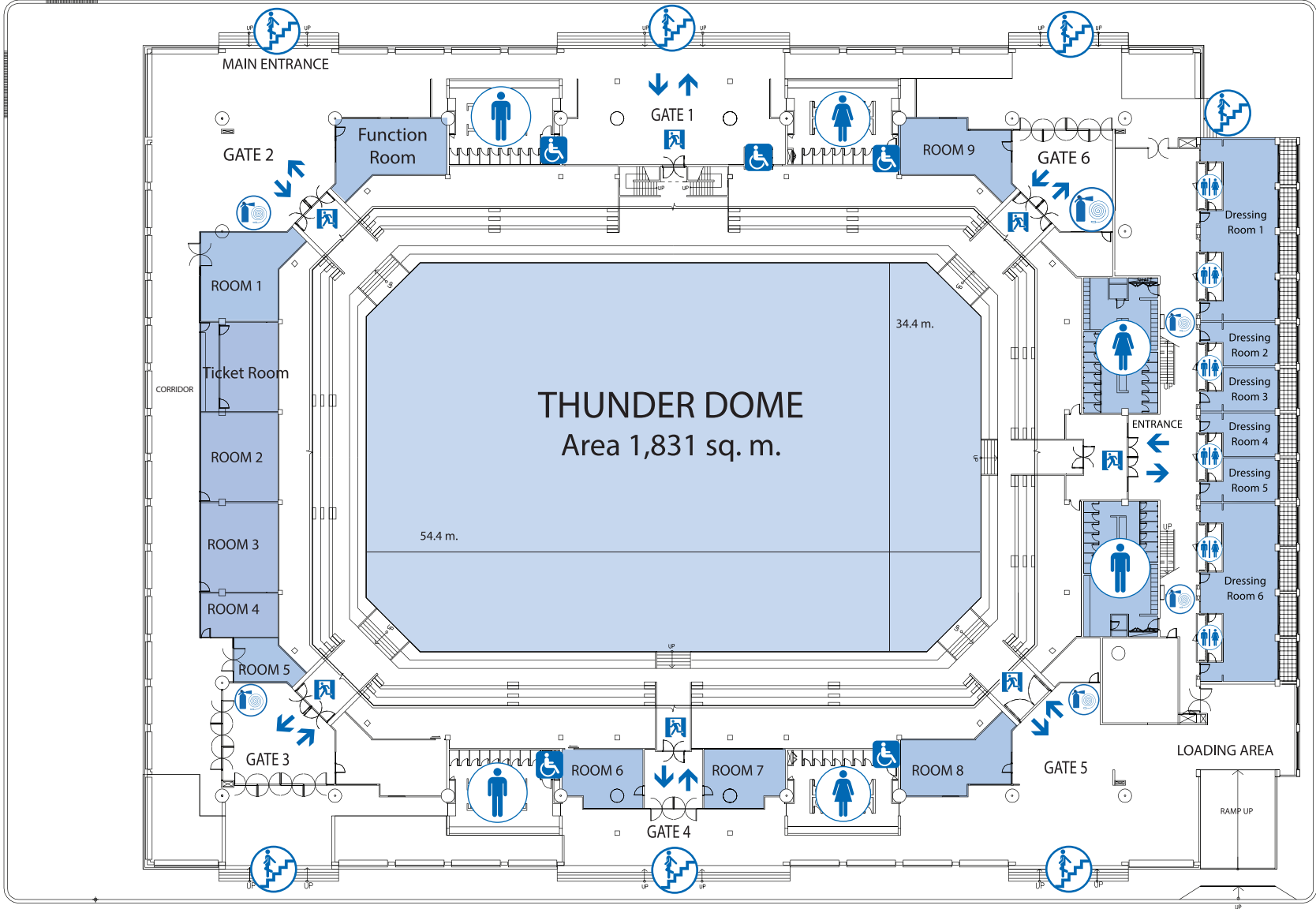
OVERVIEW



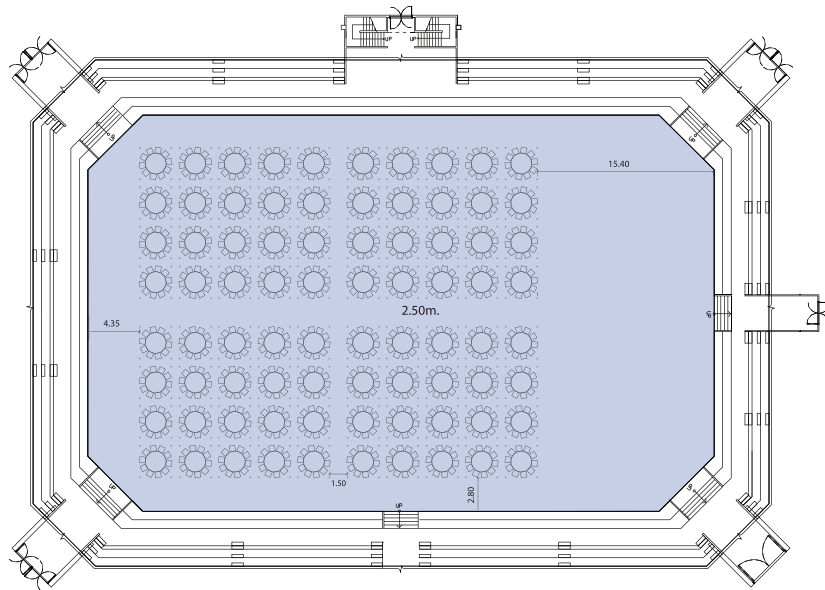
FOOTBALL STADIUM



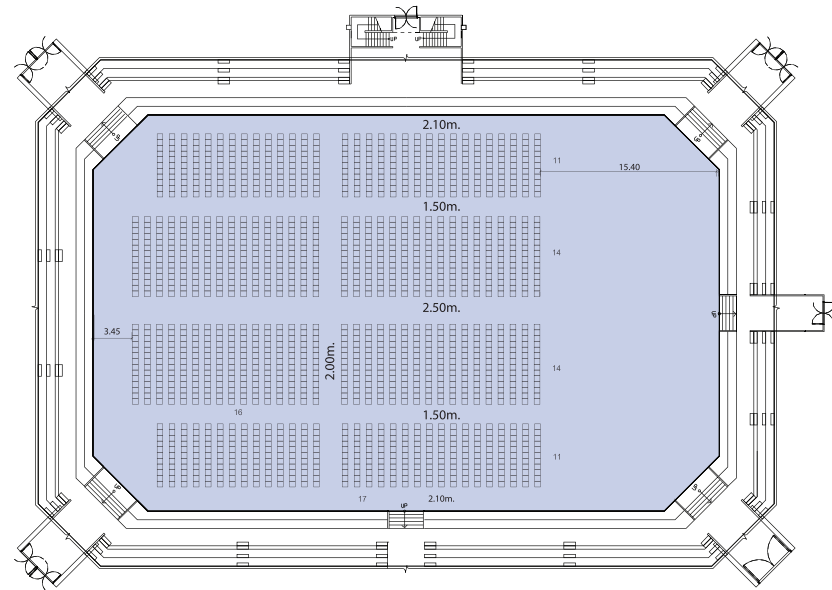
# Thunder Dome Overview



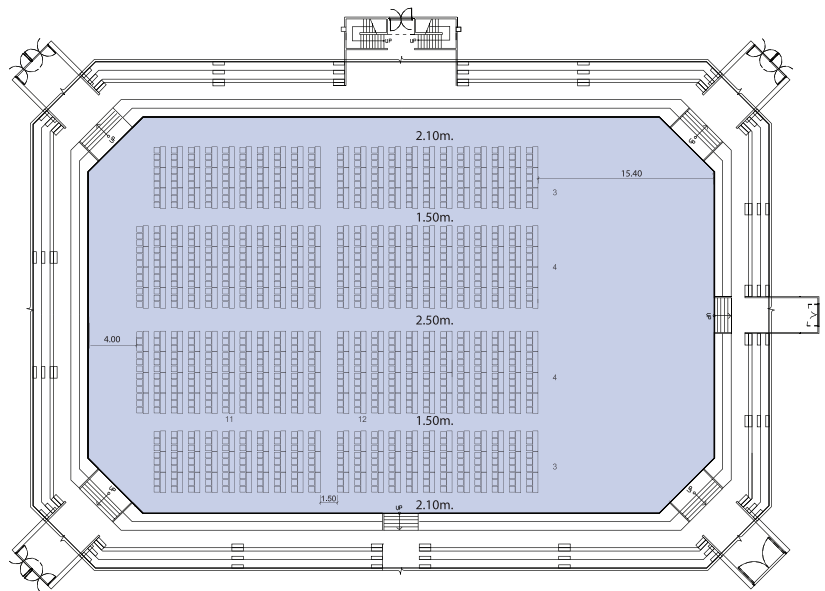
Thunder Dome (Level 1)



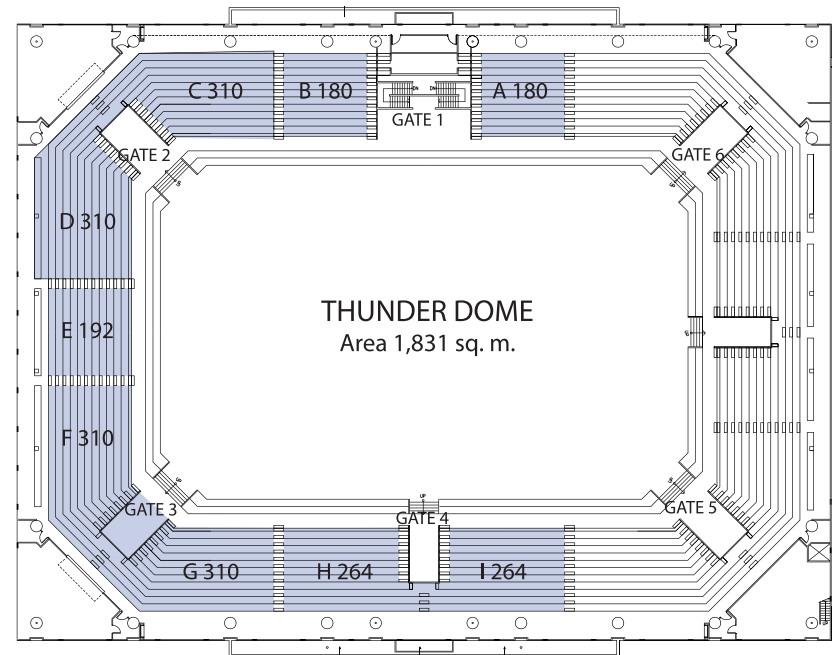
Thunder Dome : Banquet Style  
1.80m. 80 Tables



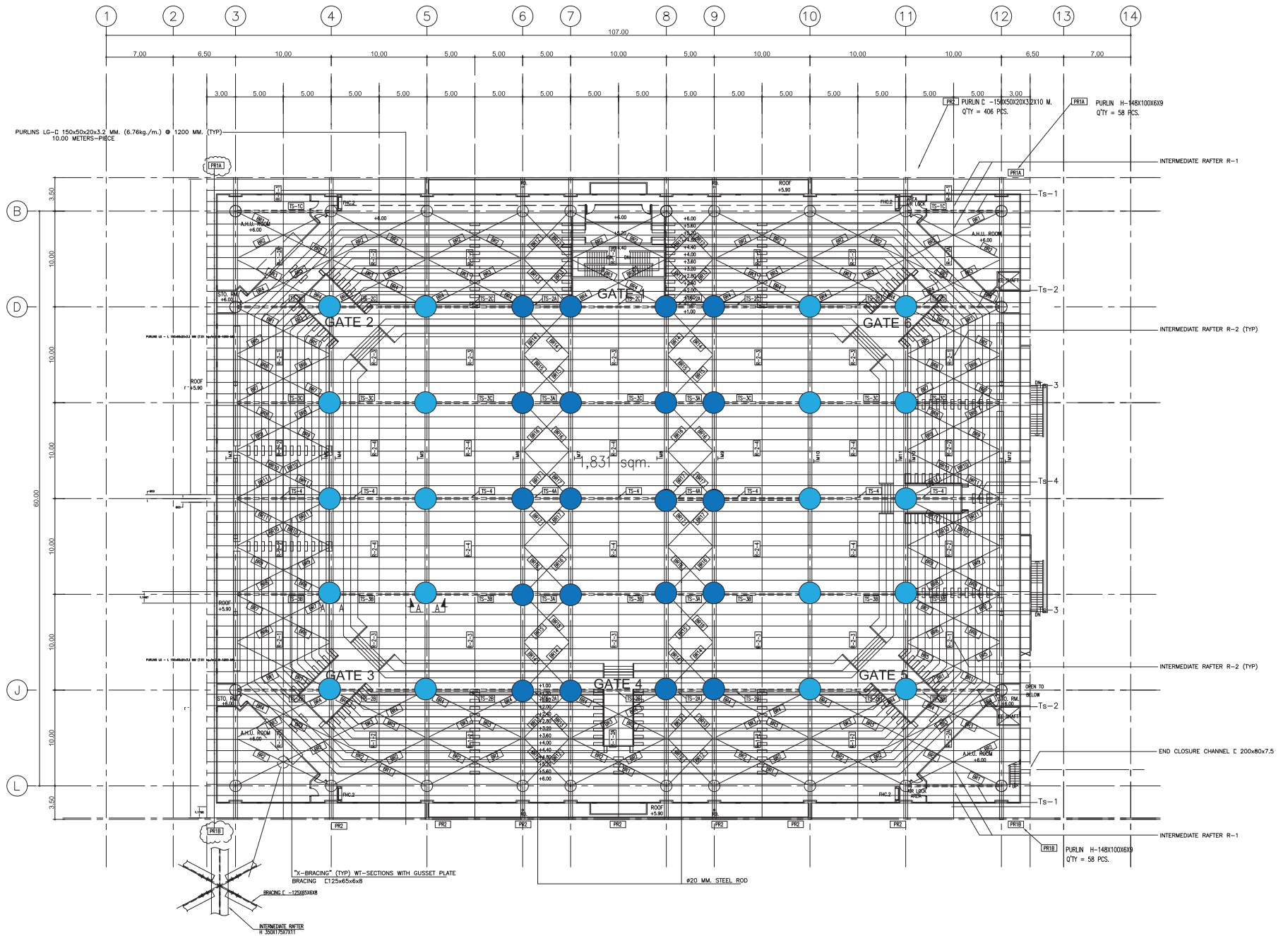
Thunder Dome : Theatre  
1,606 Seats



Thunder Dome : Classroom  
948 Seats



Thunder Dome (Level 2)  
2,320 Seats



## Thunder Dome Hanging Point

Hanging Point With Limit Load

- 1,050 kg. 20 Point
- 1,400 kg. 20 Point

# Thunder Dome

## General and Technical Specification

Dimension	
Thunder Dome	107 x72 x 15-11.50 m. (L x W x H) 236 x 351 x37 - 49 ft. (L x W x H)
Dressing Room 1 Level 1	16.07 x 7.25 x 2.8 m. (L x W x H)
Dressing Room 2 - 5 Level 1	3.85 x7.25 x 2.8 m. (L x W x H)
Dressing Room 6 Level 1	15.82 x 7.25 x 2.8 m. (L x W x H)
Gross Useable Space	
Thunder Dome	1,873 sq.m. (20,160.80 sq.ft.)
Dressing Room 1 Level 1	115.7 sq.m. (1,245.38 sq.ft.)
Dressing Room 2 - 5 Level 1	27.72 sq.m. (298.37 sq.ft.)
Dressing Room 6 Level 1	113.94 sq.m. (1,226.44 sq.ft.)
Floor Material	Concrete sealed material (hardened concrete)
Floor Loading Capacity	
Thunder Dome	500 kilograms/sq.m.
Ceiling Material	Insulation cellulose
Ceiling Loading Capacity	
Thunder Dome	1,050 kilograms/hanging point Total of 20 points 1,400 kilograms/hanging point Total of 20 points
Loading System	500 kilograms / sq.m.
Freight door	3.6 x 2.50 m. (W x H), 11.8 x 8.20 ft. (W x H)
Entrance and Exit	7 double doors at the front /back 1.80 x 2.00 m. (W x H), 5.90 x 6.6 ft. (W x H) 6 (Gate) 3.6 x 2.50 m. (W x H), 11.8 x 8.20 ft. (W x H) (Back Stage)
Restroom	25 male restrooms, 44 female restrooms, and 4 disabled and 26 private restrooms 14 Bathrooms
Air Conditioning System	Air - cooled chilled conditioning system with maximum cooling capacity 900 tons of refrigeration
Compressed Air	Available to all booth upon request
Water Supply	Cloud water tank 46 cubic meters (maximum of 8 hour standby)
Lighting System	Metal Halide Lamp 250 watts and Metal Halide Lamp 400 watts High Bay Type 300 luxes average illuminance

### Symbol

											
Fire Extinguisher & Fire Hose	Fire Extinguisher	Fire Exit	Staircase	Escalator	Ambulance Parking Area	Disabled Parking Area	Disabled Toilet	Toilet	Female Toilet	Men Toilet	Travelator



THE PREFERRED  
DESTINATION  
IN THAILAND FOR  
IMPACTFUL EVENTS

IMPACT EXHIBITION MANAGEMENT CO., LTD.  
10th Fl., Bangkok Land Building 47/569-576  
Popular 3 Road, Banmai Sub-district,  
Pakkred District, Nonthaburi 11120  
GREATER BANGKOK, THAILAND.



TIS 22300 MSMS 09003/003  
Mice Security Management System for  
Meeting Incentive Convention and Exhibition



ISO 50001 EnMS11001/001  
Energy Management Systems

